



*Foam cushions
provide
maximum
patient comfort!*

Gel/Foam Comfort Plus Elite

Part Number	Dimensions	Description
70-PE1616CW	16 X 16 X 2-1/2"	Comfort Plus Elite Wheelchair Cushion w/Cover
70-PE1816CW	18 X 16 X 2-1/2"	Comfort Plus Elite Wheelchair Cushion w/Cover
70-PE1818CW	18 X 18 X 2-1/2"	Comfort Plus Elite Wheelchair Cushion w/Cover
70-PE2018CW	20 X 18 X 2-1/2"	Comfort Plus Elite Wheelchair Cushion w/Cover
70-PE2020CW	20 X 20 X 2-1/2"	Comfort Plus Elite Wheelchair Cushion w/Cover

Comfort Plus Elite Wheelchair Cushion has a memory foam top, contoured edges and low saddlebow with Xcelgel middle layer for increased pressure relief and unique feel. Ideal for skin protection and positioning. Includes cover.

Medicare Codes E2607 or E2608

Gel/Foam Comfort PlusX

Part Number	Dimensions	Description
70-PX1616W	16 X 16 X 3-1/4"	Comfort PlusX Wheelchair Cushion w/Cover
70-PX1816W	18 X 16 X 3-1/4"	Comfort PlusX Wheelchair Cushion w/Cover
70-PX1818W	18 X 18 X 3-1/4"	Comfort PlusX Wheelchair Cushion w/Cover
70-PX2018W	20 X 20 X 3-1/4"	Comfort PlusX Wheelchair Cushion w/Cover
70-PX2020W	20 X 20 X 3-1/4"	Comfort PlusX Wheelchair Cushion w/Cover



GEL/FOAM

Comfort PlusX Wheelchair Cushion has a memory foam top, contoured edges and low saddlebow with Xcelgel center layer for pressure relief and unique feel. Ideal for skin protection and positioning. Includes cover. **Medicare Codes E2607 or E2608**



FOAM

Memory Foam

Part Number	Dimensions	Description
70-PP1616W	16 X 16 X 2-1/2"	Comfort Plus+ Wheelchair Cushion w/Cover
70-PP1816W	18 X 16 X 2-1/2"	Comfort Plus+ Wheelchair Cushion w/Cover
70-PP1818W	18 X 16 X 2-1/2"	Comfort Plus+ Wheelchair Cushion w/Cover
70-PP2018W	20 X 18 X 2-1/2"	Comfort Plus+ Wheelchair Cushion w/Cover
70-PP2020W	20 X 20 X 2-1/2"	Comfort Plus+ Wheelchair Cushion w/Cover

Comfort Plus+ Wheelchair Cushion has a memory foam top layer with a dual density foam bottom layer. General Seat Cushion comes with cover. **Medicare Codes E2607 or E2608**

Memory Foam Wheelchair Pads

Part Number	Dimensions	Description
70-PS1616W	16 X 16 X 3-1/4"	Comfort Plus Select Wheelchair Cushion w/Cover
70-PS1816W	18 X 16 X 3-1/4"	Comfort Plus Select Wheelchair Cushion w/Cover
70-PS1818W	18 X 18 X 3-1/4"	Comfort Plus Select Wheelchair Cushion w/Cover
70-PS2018W	20 X 18 X 3-1/4"	Comfort Plus Select Wheelchair Cushion w/Cover
70-PS2020W	20 X 20 X 3-1/4"	Comfort Plus Select Wheelchair Cushion w/Cover

Comfort Plus Select Wheelchair Cushion has a memory foam top, contoured edges and low saddlebow. Dual density foam underneath creates a very lightweight pressure relief cushion. Ideal for skin protection and positioning. Includes cover.

Medicare Codes E2607 or E2608



WHEELCHAIR CUSHIONS

Foam Wheelchair Cushions

- Available in either convoluted or solid foam design
- Convoluted styles made of high-quality, soft medical grade urethane foam to help provide extra comfort
- Solid styles contain medical grade polyurethane foam that helps provide support

Blue Cushion, 1.2 Density

Part Number	Dimensions	Qty.
35-500-01	1 3/4" x 16" x 18"	6
35-500-02	2" x 16" x 18"	6
35-500-03	3" x 16" x 18"	6
35-500-04	4" x 16" x 18"	6

Blue Cushion with Visco Topper, 1.2 Density




Part Number	Dimensions	Qty.
35-510-01	1" x 16" x 18"	6
35-510-02	2" x 16" x 18"	6
35-510-03	3" x 16" x 18"	6
35-510-04	4" x 16" x 18"	6

Yellow Cushion, 1.85 Density

Part Number	Dimensions	Qty.
35-505-01	1 3/4" x 16" x 18"	6
35-505-02	2" x 16" x 18"	6
35-505-03	3" x 16" x 18"	6
35-505-04	4" x 16" x 18"	6

Yellow Cushion with Visco Topper, 1.85 Density


Part Number	Dimensions	Qty.
35-515-01	1" x 16" x 18"	6
35-515-02	2" x 16" x 18"	6
35-515-03	3" x 16" x 18"	6
35-515-04	4" x 16" x 18"	6



MATTRESS TOPPERS

Convoluted Foam Bed Pads

- Relieves pressure point discomfort and conforms to the shape of the body
- Exaggerated peak-and-valley design provides added relief
- Polyurethane foam
- Spot clean



Part Number	Dimensions	Qty.
40-200-00	20" x 73" x 2"	12
40-200-EA	20" x 73" x 2"	1
40-210-00	32" x 73" x 1.625"	12
40-210-EA	32" x 73" x 1.625"	1
40-215-00	32" x 73" x 2"	12

Part Number	Dimensions	Qty.
40-215-EA	32" x 73" x 2"	1
40-220-00	32" x 73" x 3"	8
40-220-EA	32" x 73" x 3"	1
40-225-00	32" x 73" x 4"	6
40-225-EA	32" x 73" x 4"	1